




Computer Discounts & Software Downloads



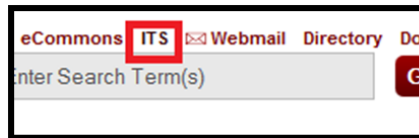
Visit the ITS department's **Computer Buying Guide** (www.jmls.edu/its/computer-buying-guide.php) by clicking the icon at the left on the ITS home page. There you'll find recommended specifications and links to websites that offer discounts to JMLS students.

The ITS department also offers access to free or reduced-cost software, including ExamSoft, Adobe, and Microsoft, at its **Software Purchasing** page. To download, follow the instructions below.

1. Open your preferred **web browser** and navigate to www.jmls.edu.



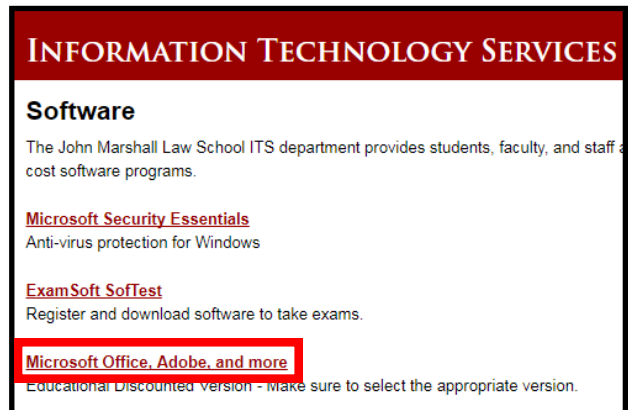
2. Once the page has fully loaded, click on **ITS** in the top right-hand corner.



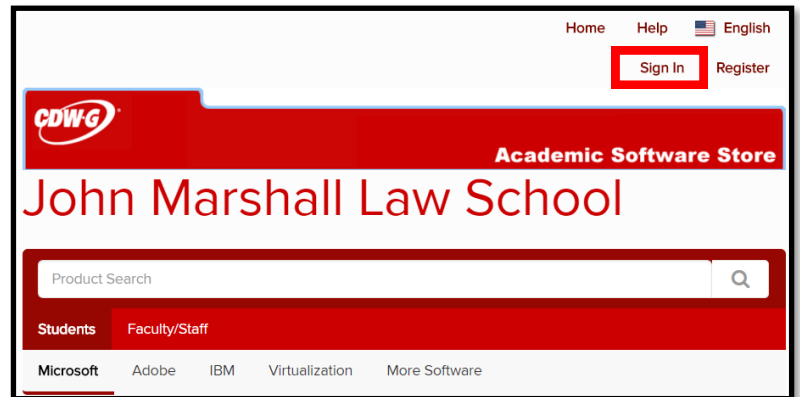
3. On the ITS home page, click on the **Software Purchasing** icon.



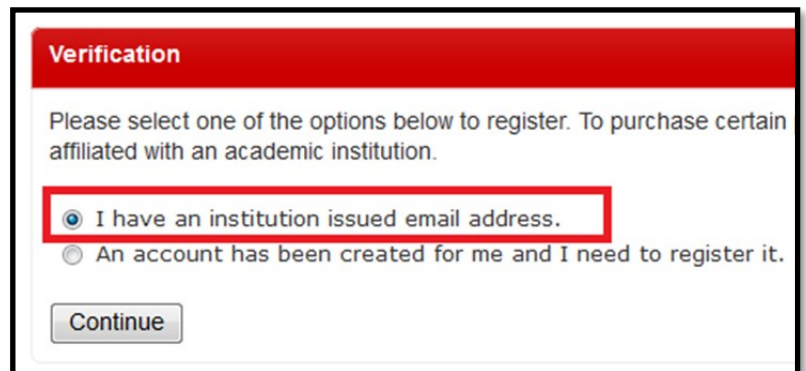
4. This will direct you to the **Software** page. Select **Microsoft Office, Adobe, and more**.



5. On the CDW website, click **Sign In**.



6. If you don't have an account, go to **Register**. When prompted, select "I have an institution issued email address." Click **Continue**.



7. Continue through the registration process with your **JMLS email** (...@law.jmls.edu) and be sure to **confirm** your e-mail address.

Questions?

For additional help, please contact the **ITS Help Desk** via the Help Desk Portal at helpdesk.jmls.edu, by phone at 312.427.2737 x550, or by email at helpdesk@jmls.edu. You can also visit us in Room 733, 7th floor (via the main State St building elevators or stairs from the 6th floor just outside the library).